



# CPD25L2

Electric Counterbalance Forklift  
Truck 2.5T **LION**  
TECHNOLOGY

- Dual Driving Motor
- Fast Charging Lithium Battery
- Strengthening Truck Frame
- Water And Dust Protection


**EP EQUIPMENT CO.,LTD**  
[www.ep-ep.com](http://www.ep-ep.com)



## FEATURE

### ■ Dual Driving Motor

The CPD25L2 comes with two drive motors for higher performance and better turning radius.



### ■ Fast Charging Lithium Battery

It is equipped with Li-ion battery, which provides opportunity charging. It can be charged up to 7% in 10 Minutes.



### ■ Strengthening Truck Frame

CJ mast gives CPD25L2 great mechanical strength and wider operation view. CPD25L2 adopts one-piece panel on sides to optimize crashworthiness, safety, and overall appearance.



### ■ Water And Dust Protection

CPD25L2 rated as IP54 offers a good level of overall protection from dirty and wet environment.

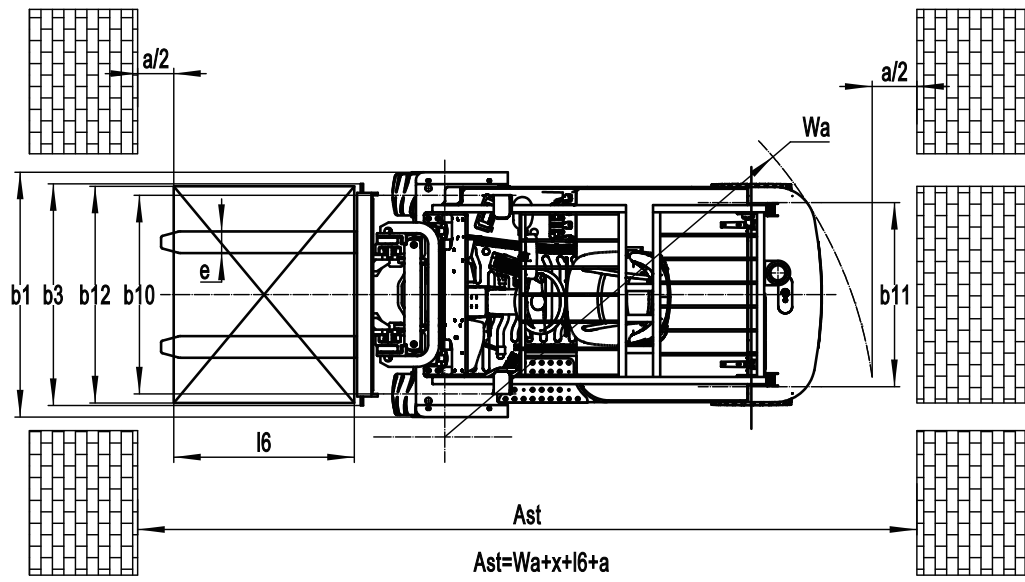
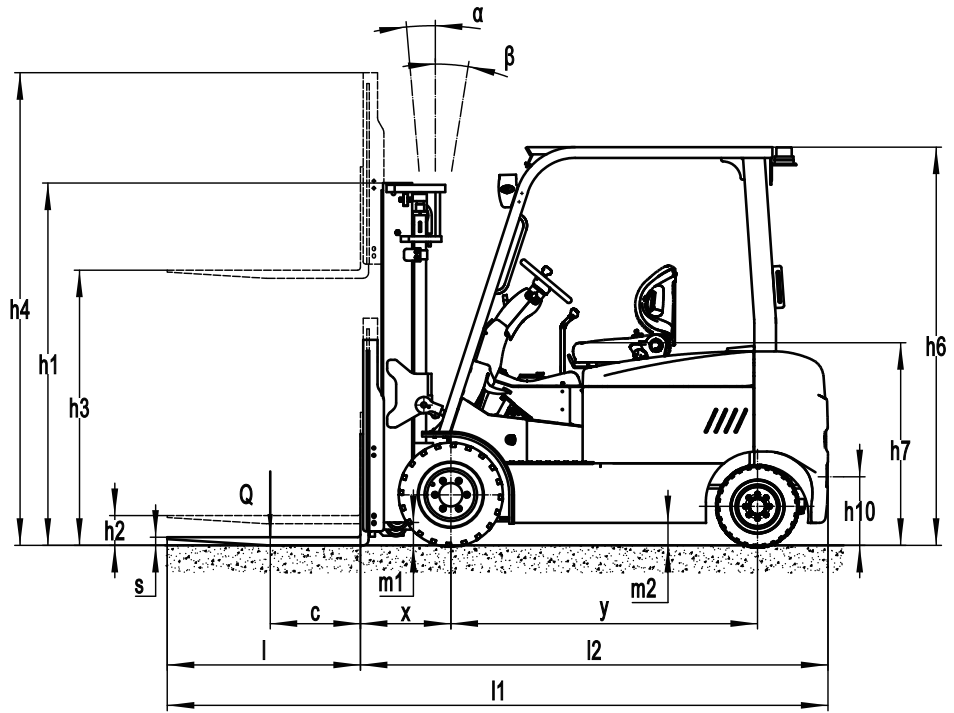


# Electric Counterbalance Forklift Truck 2.5T CPD25L2

Distinguishing mark				
1.1	Manufacturer			EP
1.2	Model designation			CPD25L2
1.3	Drive unit			Electrics
1.4	Operator type			Seated
1.5	rated capacity	Q	t	2.5
1.6	Load center distance	c	mm	500
1.8	Load distance, centre of drive axle to fork	x	mm	425
1.9	Wheelbase	y	mm	1550
Weight				
2.1	Service weight (include battery)		kg	4450
2.2	Axle loading, laden driving wheels /steering wheels		kg	6290/660
2.3	Axle loading, unladen driving wheels /steering wheels		kg	2180/2270
Types,Chassis				
3.1	Tyre type,driving wheels /steering wheels			Solid Rubber
3.2	Tyre size, driving wheels (diameter×width)		mm	21X8-9
3.3	Tyre size, steering wheels (diameter×width)		mm	18X7-8
3.5	Wheels, number driving/steering (x=drive wheels)		mm	2X/2
3.6	Tread, Driving wheels	b10	mm	1017
3.7	Tread, Steering wheels	b11	mm	990
Dimensions				
4.1	Tilt of mast/fork carriage forward/backward	$\alpha/ \beta$ (°)		5/ 7.5
4.2	Height, mast lowered	h1	mm	2020
4.3	Free lift (load backrest)	h2	mm	110
4.4	Lift height	h3	mm	3000
4.5	Height, mast extended	h4	mm	4070
4.7	Height of overhead guard (cabin)	h6	mm	2190
4.8	Seat height	h7	mm	1135
4.12	Tow center of pin height	h10	mm	430
4.19	Overall length	l1	mm	3380
4.20	Length to face of forks	l2	mm	2310
4.21	Overall width	b1/ b2	mm	1230
4.22	Fork dimensions	s/ e/ l	mm	40X120X1070
4.23	Fork carriage class/type A, B			A
4.24	Fork carriage width	b3	mm	1168
4.31	Ground clearance, laden, below mast	m1	mm	100
4.32	The minimum ground clearance of frame	m2	mm	140
4.34.1	Aisle width for pallets 1000 × 1200 crossways	Ast	mm	3640
4.34.2	Aisle width for pallets 800 × 1200 lengthways	Ast	mm	3760
4.35	Turning radius	Wa	mm	1890
Performance data				
5.1	Travel speed, laden/ unladen		km/ h	14/16
5.2	Lifting speed, laden/ unladen		m/ s	0.25/0.35
5.3	Lowering speed, laden/ unladen		m/ s	0.44/ 0.435
5.5	Drawbar pull, laden/unladen		N	—
5.6	Max. drawbar pull, laden/unladen (time)		N	13500
5.7	Gradeability, laden/unladen		%	—
5.8	Max. gradeability, laden/unladen		%	15/16
5.10	Service brake type			Mechanics + Hydraulic
	park brake type			Mechanics + Hydraulic
Electric-engine				
6.1	Drive motor rating S2 60 min		kW	2 X 6
6.2	Lift motor rating at S3 15%		kW	20.7
6.3	The maximum allowed size battery		mm	—
6.4	Battery voltage/nominal capacity K5		V/ Ah	80/270
6.5	Battery weight		kg	310
Addition data				
8.1	Type of drive unit			AC
10.5	Steering type			Mechanics
10.7	Sound pressure level at the driver's ear		dB (A)	70

If there are improvements of technical parameters or configurations, no further notice will be given.

The diagram shown may contain non-standard configurations.



# Option

Optional items		CPD25L2
3	Fork length	○
6	Folding fork	—
7	Weighting system with fork	—
12	Solid rubber tire	●
13	Environmental solid tire	○
15	cold storage	—
19	Battery capacity	○
20	Lateral change battery	—
21	Import battery	—
22	Water auto-filling system	—
30	Side shift	○
37	Overhead guard	○
39	Mast options	○
40	Attachments	○
41	Proportional valve	○
42	Front light	●
43	Back light	○
46	Warning light	●
48	Fire extinguisher	○
49	Seat	○
50	Seat switch	○
51	With fan heater	○
52	With front windshield wiper	○
53	With rear windshield wiper	○
54	Cockpit	○
55	Double front wheel	—
56	Rearview	●
57	OPS system	○
58	Backrest width	○
59	Side to pull the car	○
60	Air fan	○
61	Charging voltage	○
62	Drive-in Rack	○

Note: ● standard ○ option — NA