

PS 14RP

High Performance Straddle-leg Reach Stacker with Pantograph for Various Stacking Operations

INTRODUCTION

The PS 14RP series comes with a variety of advantages to make the operations effortless and faster to save logistics costs and to increase the handling capacity.

Using the example of the high performance AC drive system, the electric steering or that all lifting operations are controlled by the tiller shows how many advantages are combined in this truck to increase the logistics performance.

The optional available foldable platform is the best choice if the truck is used in larger warehouses with longer travelling distances.

ADVANTAGES

- Capacity of 1363 kg /3000lbs.
- Reach Pantograph with fork tilting.
- Noblelift AC drive system.
- Electric steering.
- Lifting functions controller ergonomically and effortlessly from the tiller.
- Proportional lift.
- Sideways exchange battery compartment for 4PzS.



Electric Stacker



CAN-BUS tiller
Lifting operations from the tiller with this CAN-BUS tiller all the functions are easiest to operate. Stacking operations become more precise and quicker.

Proportional lift
The proportional lift functions ensure very precise positioning of fragile loads.

Noblelift AC drive system
The AC drive system gives high performance, ensures low maintenance costs and its high efficiency saves energy for longer operations.



Reach Pantograph
With the reach pantograph it is possible to enter into more deeper storage areas without moving a more heavier mast. This reduces maintenance costs.



Sideways battery exchange
During long or multi shifts the sideways exchange battery compartment reduces the downtime to a minimum.



Control elements
Key-switch, emergency switch and battery discharge indicator.

Storage tray
The robust battery cover with storage areas for utilities or packaging- and stretch foil.

Electric steering
The electric steering makes the operating effortless. Maneuvering in narrow spaces becomes with the electric steering easiest.




Straddle leg and optional bigger load wheel
The straddle leg for high residual capacities and for several applications. Optional larger single load wheel with 230mm/9.1" diameter.

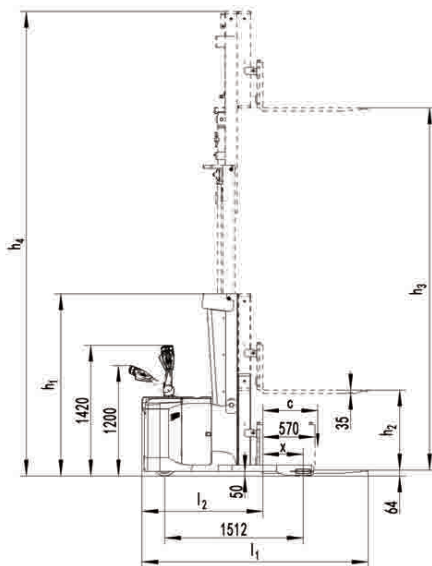
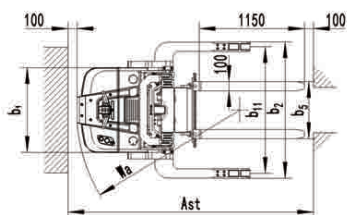
Robust design
Solid straddle legs in combination with the very robust chassis and mast makes.



Optional suspension foldable platform with sideways protective arms. The ergonomically designed foldable platform in combination with its sideways protective arms makes operations faster and safer.



Mast table PS 14RP					
Designation	Lowered mast	Free lift	Lift	Extended mast	Lift-fork height
	height mm	height h2 mm	height h3 mm	height h4 mm	h3+h13 mm
PS 14RP					
Two-stage mast	1982	-	2836	3952	2900
	2132	-	3136	4252	3200
	2332	-	3536	4652	3600
Three-stage mast FFL	1982	870	3936	5052	4000
	2182	1070	4536	5652	4600
	2322	1210	4936	6052	5000
	2482	1370	5436	6552	5500



Technical data sheet for industrial truck acc. to VDI 2198 1RG-2.2LB 1INCR-25.5MM					
Distinguishing mark	1.2	Manufacturer's type designation	2900	PS 14RP	4000
	1.3	Power (battery ,diesel,petrol gas,manual)		Battery	
	1.4	Operator type		Pedestrian	
	1.5	Load Capacity / rated load	Q (t)	1.4	
	1.6	Load centre distance	C (mm)	600	
	1.8	Load distance ,centre of drive axle to fork	X (mm)	410	441
1.9	Wheelbase	Y (mm)		1512	
Weight	2.1	Service weight	kg	2240	2430
	2.3	Axle loading, unladen front/rear	kg	1430/810	1560/870
	2.4	Axle loading, fork advanced, laden front/rear	kg	665/2975	885/2945
	2.5	Axle loading, fork retracted, laden front/rear	kg	1260/2380	1415/2415
	3.1	Tires			Polyurethane (PU)
Tyres, chassis	3.2	Tire size, front	Ø x w (mm)	Ø254×82	
	3.3	Tire size, rear	Ø x w (mm)	Ø102×70(Ø230×80)	
	3.5	Wheels, number front/rear(x=driven wheels)		1x+/-2/-/4	
	3.6	Tread, front	b10 (mm)	-	
	3.7	Tread, rear	b11 (mm)	971-1376	
	4.1	Tilt of mast/fork carriage forward/backward	°	2/4	
	4.2	Lowered mast height	h1 (mm)	1982	
Dimensions	4.3	Free Lift height	h2 (mm)	-	870
	4.4	Lift	h3 (mm)	2836	3936
	4.5	Extended mast height	h4 (mm)	3952	5052
	4.9	Height of tiller in drive position min./ max.	h14 (mm)		1200/1420
	4.15	Height, lowered	h13 (mm)	64	
	4.19	Overall length	l1 (mm)	2585	2554
	4.20	Length to face of forks	l2 (mm)	1434	1404
	4.21	Overall width	b1/b2 (mm)		920 / (1077/1482)
	4.22	Fork dimensions	s/e/l (mm)		35/100/1150
	4.25	Distance between fork- arms	b5 (mm)		200-760
	4.28	Reach distance	l4 (mm)		570
	4.32	Ground clearance, centre of wheelbase	m2 (mm)		50
	4.33	Aisle width for pallets 1000X1200 crossways	Ast (mm)	2812	2791
	4.34	Aisle width for pallets 800X1200 lengthways	Ast (mm)	2856	2828
4.35	Turning radius	Wa (mm)		1770	
Performance data	5.1	Travel speed, laden/ unladen	km/h		7.0/7.0
	5.2	Lift speed, laden/ unladen	m/s		0.12/0.19
	5.3	Lowering speed, laden/ unladen	m/s		0.17/0.15
	5.4	Reaching speed, laden/unladen	m/s		0.15/0.16
	5.8	Max. gradeability, laden/unladen	%		6/10
	5.10	Service brake			Electromagnetic
Electric- Motor	6.1	Drive motor rating S2 60min	kW		1.6
	6.2	Lift motor rating at S3 15%	kW		4.0
	6.3	Battery acc. to DIN 43531/ 35/ 36 A, B, C, no			A, 4Pzs
	6.4	Battery voltage, nominal capacity K5	V/Ah		24/400
	6.5	Batteryweight	kg		380
	6.6	Energy consumption acc. to VDI cycle	kWh/h		2.12
Additional data	8.1	Type of drive control			AC-Speed Control
	8.4	sound level at driver's ear acc to EN 12053	dB(A)		69

Electric Stacker

MADLIFT
ТЕХНИКА ДЛЯ СКЛАДА



ООО «МЭДЛИФТ»
АВТОРИЗОВАННЫЙ ДИЛЕР
ИНН: 7728478388
ТЕЛ: +7(495)369-18-59
САЙТ: WWW.MADLIFT.SHOP
ПОЧТА: INFO@MADLIFT.RU